

# Starrett®

Precision, Quality, Innovation

## THE MX200 - NEW DRO

The New Digital Read Out  
from MetLogix



# THE Mx200

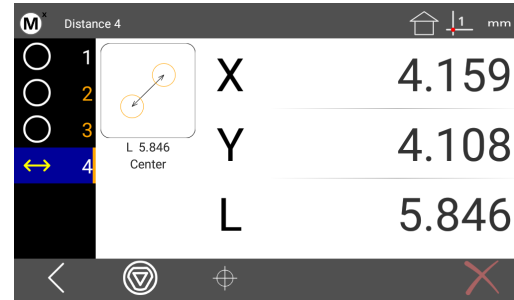
A simple and innovative read out solution for today's metrology marketplace. Ideal for Optical Comparators, Measuring Microscopes or any Metrology device requiring encoder supported measurement.

## ROBUST AND SHOP HARDENED DIGITAL READ OUT

- A sealed rubber keypad and durable powder coated enclosure provide lasting performance and trouble free operation in a variety of shop and laboratory conditions.

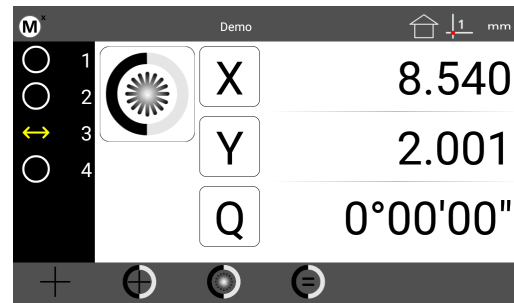
## CLEAN, INTUITIVE DESIGN

- Combining a familiar user experience with current touch screen conventions, the Mx200 readout can quickly be integrated into your process while being accessible to a wide range of users.



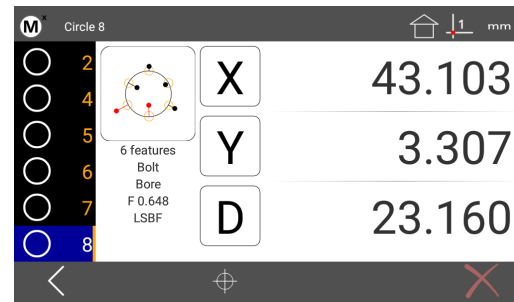
## OPTICAL EDGE AND CROSSHAIR PROBES

- Available for both Optical Edge and crosshair only measurement systems, the Mx200 probing options are simple and intuitive. The exclusive EdgeLogic feature enables gesture driven control of start and end measurement commands, alleviating the need to interact with the DRO directly. Just cross the same edge twice to start and end the measurements!



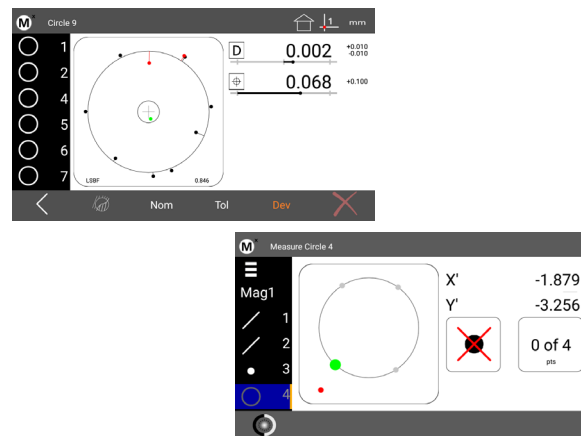
## FEATURES AND CONSTRUCTIONS

- Supporting industry standard feature measurement and popular construction types. Toggle feature construction sub-types quickly with the change feature type button.
- Intersections
- Bolt Circle
- Farthest Distance
- Perpendicular Lines
- Mid/Centre Points
- Shortest Distance
- Angle Complements
- Gage Circle/Line
- Endpoint Target Line



## GEOMETRIC TOLERATING AND PART PROGRAMMING

- Apply popular geometric tolerance to measured and constructed features using the industry leading Metlogix tolerance system. Apply nominal and tolerance limits quickly and view results accurately, in the large and easy to read data views.
- Record inspection routines for simple playback of measurement, tolerance controls and data handling and printed steps.



## REPORT, PRINT AND EXPORT

- Choose from one of three report formats; CSV, Standard or Tolerance. Report contents can include a report title, time and date stamp, and all feature measurement result data. Reports can be printed as hard copies to standard Windows compatible printers, or exported as PDF or CSV data files.
- Paper Printer (USB, WiFi, Bluetooth)
- Save to file (USB)
- RS232 Output

Name	Coef	Nominal	Actual	Tol-	Tol+	Deviation	Tendency
Line 2	Y	22.394	14.312				
Line 2	θ	82°15'44"	73°18'03"				
Point 3	X	0.000	0.000				
Point 3	Y	0.000	0.000				
Circle 4	X	79.960	79.964	-0.002	0.002	0.004	→
Circle 4	Y	36.950	36.948	-0.002	0.002	-0.002	←
Circle 4	D	4.670	4.667	-0.002	0.002	-0.003	←
Circle 5	X	80.490	80.492	-0.010	0.010	0.002	→
Circle 5	Y	47.970	47.965	-0.010	0.010	-0.005	←
Circle 5	D	3.970	3.965	-0.010	0.010	-0.005	←
Circle 6	X	91.179	91.179				

## MEASURING MACHINE INTEGRATION

- Ask your Starrett representative about the wide variety of encoder interface technologies and other hardware supported in the Mx200 Digital Readout.



## SUPPORT FOR ALL CURRENT "INDUSTRY STANDARD" SOFTWARE STAGE CALIBRATION METHODOLOGIES

- Robust and reliable machine calibration can be achieved using popular machine correction methods including Linear Error Correction (LEC), Segmented Linear Correction (SLEC), Non-Linear Error Correction (NLEC) and Squareness Correction.

## Mx200 SPECIFICATIONS:

- Display: 7" colour 1024 x 600 LCD, with an LED back light capacitive touch screen
- Power: Power supply (Included): 100-240VAC, 50/60Hz, 0.8A. Power input to Mx200: 12V.
- Agency Approval: CE
- DRO Dimensions: 286mm wide x 51mm deep x 162mm high
- DRO Baseplate Dimensions: 120mm wide x 125mm deep x 9.5mm high
- Mounting Options:
  - OME Mount: Two riser blocks providing upto 4 distinct viewing angles, using (2) M6 threaded holes, spaced 38mm
  - RAM Ball Mount: One riser block with 1.5" RAM Ball
  - Base Plate: Base plate with two riser blocks providing upto 4 distinct viewing angles from the base.

## METLOGIX M SERIES FEATURES MATRIX

Feature	Mx200 Series	M2 Series	M3 Series
Optical Edge Detection	x	x	x
Video Edge Detection			x
Advanced Probe Group			x
Geometric Functions	x	x	x
Graphic-Based Constructions		x	x
Multi-UCS Datalogging			x
Tolerancing	x	x	x
Data Export/Reporting	x	x	x
Part Programming and Playback	x	x	x
User Account Control		x	x
Part View Display		x	x
Feature Annotation		x	x
Video Image Archiving			x
Image Markup			x
Multi-Language Support	x	x	x
Xy, XYZ or XYQ Axis Support	x	x	x

## STARRETT PRODUCT LINES

Band Saw Blades

Force Measurement

Material Test

Jobsite & Workshop Tools

Laser Measurement

Metrology Equipment

Precision Granite

Precision Ground Solutions

Precision Measuring Tools

PTA & Hand Tools

Roundness Measurement

Service

Webber Gage Blocks

# THE MX200 - NEW DRO



Follow us!



[starrett.co.uk](http://starrett.co.uk)

# Starrett®

Phone: 0044 (0)1835 863501 |  
Oxnam Road, Jedburgh, Scotland UK, TD8 6LR

Catalog 8

The Mx200

The L.S. Starrett Company 2015© Specifications subject to change.